

8P (12 VOLT) PIXEL TAPE

INSTALLATION GUIDE

ID: 3474813

! IMPORTANT: FOLLOW THE INSTRUCTIONS AND RECOMMENDATIONS BELOW, OR YOU MAY EXPERIENCE POOR PRODUCT PERFORMANCE OR EVEN FAILURE. !

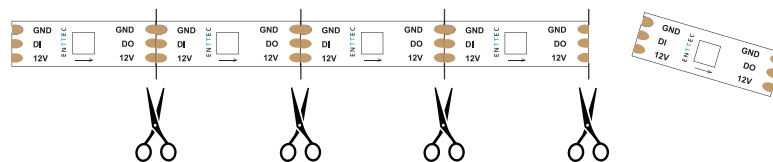
MAXIMUM RUN LENGTH

COLOUR AND LUMEN OUTPUT WILL BE AFFECTED IF MAXIMUM LENGTH IS EXCEEDED. TEST CONDUCTED AT MAXIMUM BRIGHTNESS USING 12 VOLT DRIVER.

	LEDS PER METRE	MAXIMUM LENGTH	
		WHITE	RED, GREEN, BLUE
SINGLE POWER INJECTION	60	4.7m	11.5m
DUAL POWER INJECTION	60	9.5m	11.5m

CUTTING

ONLY CUT ALONG THE LINES MARKED ON THE TAPE



COLOUR CONSISTENCY


TO ACHIEVE OPTIMAL COLOUR CONSISTENCY ACROSS MULTIPLE TAPES, WE RECOMMEND USING THOSE FROM THE SAME MANUFACTURING BATCH TOGETHER WHEREVER POSSIBLE. PLEASE CHECK YOUR BATCH NUMBERS - THESE CAN BE FOUND ON THE PRODUCT LABEL.

ADHESIVE APPLICATION

- THE TAPE WILL NOT ADHERE TO TEXTURED OR LOW SURFACE ENERGY MATERIALS.
- THE BEST SURFACE FOR LONG LASTING ADHESION IS CLEAN RAW METAL.
- CLEAN SUBSTRATE WITH ALCOHOL AND A CLEAN CLOTH.
- PEEL OFF PROTECTIVE BACKING TO REVEAL ADHESIVE.
- APPLY PRESSURE WHEN ADHESIVE FIXING TO SUBSTRATE.

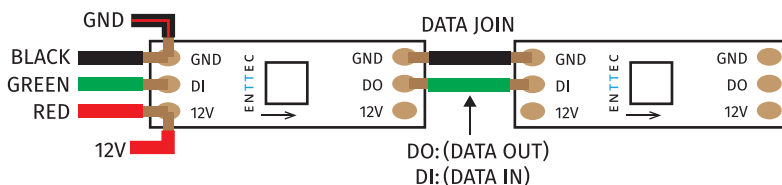
THERMAL MANAGEMENT

- THESE TAPES PRODUCE HEAT, THERMAL MANAGEMENT MUST BE CONSIDERED.
- THE MORE LEDS PER METRE THE MORE HEAT.
- ENTTEC RECOMMENDS USING AN ALUMINIUM PROFILE TO MANAGE HEAT.
- EACH APPLICATION IS DIFFERENT. ENTTEC RECOMMENDS TESTING A SECTION OF TAPE IN ITS FINISHED ENVIRONMENT TO ENSURE THE THERMAL MANAGEMENT IS SATISFACTORY.

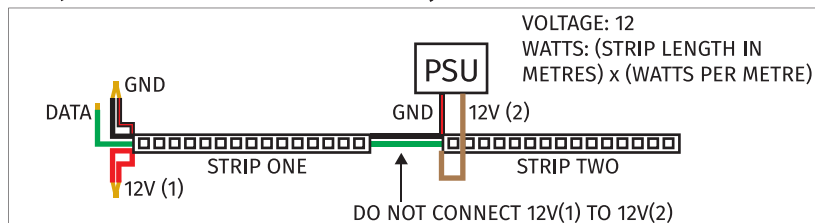


WIRING SCHEMATIC

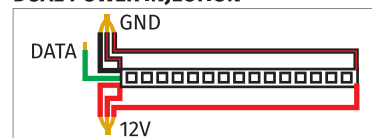
- SELECT THE MOST SUITABLE OPTION FROM BELOW. SOLDER OR CRIMP IS RECOMMENDED TO COMBINE MULTIPLE WIRES.
- IF WIRE COLOURS VARY AND YOU ARE UNSURE, PLEASE CONTACT ENTTEC OR YOUR SUPPLIER FOR FURTHER ADVICE.
- THE MIDDLE WIRE WILL ALWAYS BE DATA.



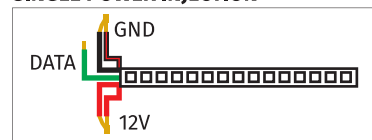
DATA JOIN WITH MULTIPLE SINGLE POWER INJECTIONS



DUAL POWER INJECTION





SINGLE POWER INJECTION



VOLTAGE DROP TESTING

USE MULTIMETER TO TEST FOR VOLTAGE DROP TEST WHERE POWER IS INJECTED. IF PROBLEMS OCCUR ALSO METER THE END OF THE STRIP.



PUSH PROBES THROUGH PROTECTIVE SILICONE TO MAKE CONTACT