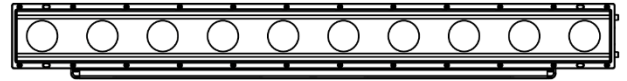
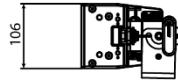
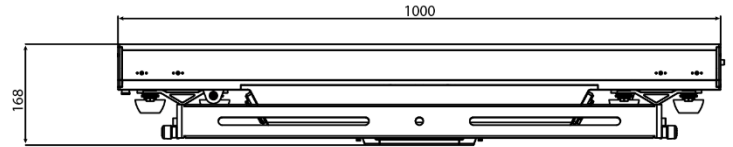


MODEL: TAMBORA GLARE

CODE: CL2023

May 29, 2025

WARNING: THE INFORMATION IN THIS DOCUMENT IS SUBJECT TO CHANGE WITHOUT NOTICE AND SHOULD NOT BE CONSTRUED AS A COMMITMENT BY CLAY PAKY S.R.L.



LIGHT SOURCE:

- Source type:**
- RGBA LEDs 10x50W (Blinder Engine)
 - 2 (Lines) x 125CW+125WW x1W LEDs for each line (Strobe Engine)

- LED life expectancy:**
- 50.000 Hrs L70*

* It may vary depending on various factors, such as the type of use and environment

PHOTOMETRIC DATA:

- Aperture:**
- RGBA LEDs: 22°
 - CW and WW LED strobe: 120°
- Lm output:**
- 19.874 Lm (integrating sphere)
- Optical syt.:**
- High efficiency

NOISE LEVEL:

- Fixed presets:**
- Silent mode: 32.0 dB
 - Theatre mode: 32.2 dB
 - Constant mode: 38.3 dB
 - Auto mode: 38.2 dB

CONTROL & CONNECTIONS:

- Personalities:**
- Main engine: 19 / 41 / 52 control channels
 - Pixel engine: 40 control channels
 - Strobe engine: 50 / 50 / 50 / 100 control channels
- Protocols:**
- DMX, Art-Net, sACN, RDM
- Connectors:**
- Locking 5 pin XLR IN/OUT
 - RJ45 IN/OUT
- Power con.:**
- PowerCon True1 IN/OUT
- Web server:**
- Built-in
- CloudIO:**
- Fully compatible

DYNAMIC EFFECTS:

- Colors:**
- 10 pcs 4-in-1 RGBA LEDs
 - 500 pcs Cold+Warm white LEDs split into 50 areas
 - Advanced layer management:
 - Color
 - Internal shape
 - Pixel mapping
 - Strobe
 - White CT emulation 2800 – 8000 K
 - RGBA and strobe shape effect
 - Red shift
- Frost:**
- Neutral Density filter (Optional)
 - White filter 60° (Optional)

**Dimmer /
Shutter:**

- High resolution electronic dimmer - 24 bit, 5 curves
- Electronic strobe/stop from 0.3 to 25 f/sec.

HARDWARE & SOFTWARE:

- Long life self-charging battery
- Display graphic LCD backlit B/W display
- Firmware upload from another fixture
- Firmware upgrade via Web Server
- Diagnostic
- DMX monitoring
- Remote access through RDM

HOUSING:

- Magnesium structure
- One side handle for transportation
- IP66 protection rate
- Built-in mechanical horizontal alignment system
- Working in any position
- Accessories for vertical alignment (Optional)
- Safety chain (Optional)

ELECTRICAL:**Operating
voltage:**

- 100-240V, 50/60 Hz

Power Supply:

- Electronic auto range with active PFC

MAX power**consumption:** • 1000W**THERMAL SPECIFICATION:****MAX Ambient
temperature:**

- 45°C (113°F)

**Min Ambient
Temperature:**

- -20°C (-4°F)

**MAX temp. of
the ext.
surface:**

- 90°C (194°F)

SAFETY SPECIFICATIONS:**Min. dist. of
illum. objs:**

- 0.2 m (8")

**Min. dist. from
flamm. mat.:**

- 0.2 m (8")

Protections:

- Thermally protected power supply (overheating and cooling failure)
- Forced ventilation with axial fans
- T10A 50V 5x20 mm – External mains fuse
- T6.3A 250V 5x20mm – External fuse

COMPLIANCE:**CE Marking (in conformity to the following):**

- 2014/35/EU - Safety of electrical equipment supplied at low voltage (LVD)
- 2014/30/EU – Electromagnetic compatibility (EMC)
- 2011/65/EU - Restriction of the use of certain hazardous substances (RoHS)
- 2009/125/EC - EcoDesign requirements for Energy-related Products (ErP)

UKCA conforms to UK regulations:

- S.I. 2016 N. 1101
- S.I. 2016 N.1091
- S.I. 2012 N.3032
- S.I. 2021 N.745

cMETus LISTED:

- UL 1573:2003
- CSA C22.2 N.166:2015

PACKAGING:

- Carton box + Polystyrene
- Carton box + Foam shell
- Flight case + Foam shell

WEIGHT & SIZES:**Weight:**

- 13.5 Kg

Dimensions:

- 1000 x 168 x 106 mm

ACCESSORIES:**Safety Chain:**

- 105041/003 (Optional)

Clamp:

- C21070 (Optional)